



ISSN: 2230-9926

Available online at <http://www.journalijdr.com>

IJDR

International Journal of Development Research

Vol. 14, Issue, 09, pp. 66679-66684, September, 2024

<https://doi.org/10.37118/ijdr.28746.09.2024>



RESEARCH ARTICLE

OPEN ACCESS

MICROSTRUCTURE EVOLUTION AND ELECTROCHEMICAL CORROSION BEHAVIOR OF API X70 LINE PIPE STEEL IN DIFFER

*MD Zaka al Shahariar Tanvir, Aditya Raj, Krishna Murari and Rudra Narayan Sharma

Department of Computer Science & Engineering, Chandigarh University, NH-05, Ludhiana - Chandigarh State Hwy, Punjab 140413

ARTICLE INFO

Article History:

Received 06th June, 2024

Received in revised form

11th July, 2024

Accepted 21st August, 2024

Published online 30th September, 2024

Key Words:

Mechanical properties, Quenching, Microstructural Insights.

*Corresponding author:

MD Zaka al Shahariar Tanvir,

ABSTRACT

Pipeline steels play a critical role in applications such as oil and gas transmission, offshore drilling, and pressure vessels. To enhance their mechanical properties and provide better atmospheric corrosion protection, various heat treatment procedures are employed. In this study, we focus on X70 pipeline steel and investigate how altering its microstructure through heat treatment impacts its electrochemical corrosion behavior. Heat treatment parameters: Austenitizing temperatures: 1000°C and 850°C, Quenching followed by tempering at 300°C, 450°C, and 600°C. Corrosion Assessment: Linear Sweep Voltammetry technique used & Specimens tested in different environments: Sea water (pH 8.2), 5% NaCl + 10⁻² mol/l sodium thiosulphate (pH 3), 5% NaCl + 10⁻³ mol/l sodium thiosulphate (pH 5). Microstructural Insights: Heat-treated samples exhibit distinct phases. Notably, polygonal ferrite and fine-grained ferrite microstructures (at 600°C) show reduced corrosion rates compared to tempered martensitic microstructures (at 300°C). This research sheds light on the interplay between heat treatment, microstructure, and corrosion resistance in X70 pipeline steel, contributing to safer and more durable pipelines.

Copyright©2024, MD Zaka al Shahariar Tanvir et al. This is an open access article distributed under the Creative Commons Attribution License, which permits unrestricted use, distribution, and reproduction in any medium, provided the original work is properly cited.

Citation: MD Zaka al Shahariar Tanvir, Aditya Raj, Krishna Murari and Rudra Narayan Sharma. 2024. "Microstructure evolution and electrochemical corrosion behavior of api x70 line pipe steel in differ". International Journal of Development Research, 14, (09), 66679-66684.

INTRODUCTION

Understanding Line pipe Steels and Their Challenges. Localized Corrosion:

Line pipe steels face a significant challenge in the form of localized corrosion. Various factors, including metallurgical, geometrical, and environmental aspects, contribute to this corrosion.

Application in Oil and Gas Transmission: Line pipe steels are extensively used in oil and gas transmission systems. These applications demand higher corrosion resistance and mechanical properties, especially in sour service environments. Heat Treatment and Its Role: Internal Defect Reduction: Heat treatment is commonly employed to reduce internal defects in line pipe steels. Tensile Strength and Ductility Enhancement: Properly heat-treated pipeline steels exhibit improved tensile strength and good ductility.

Microstructural Changes: During heat treatment, materials undergo crystallographic changes and phase transformations. These alterations significantly impact physical, mechanical, electrical, and corrosion properties.

Detection and Monitoring: Corrosion Detection: While preventing corrosion in large pipeline networks is challenging, detecting and monitoring it are essential.

In Line Inspection Tools: Various in-line corrosion inspection tools and corrosion growth rate models aid in identifying corrosion in line pipe steels.

Subsea Pipelines: Monitoring corrosion in subsea pipelines is particularly expensive and complex. Designing Robust Pipelines: Cost-Effective Approach: To minimize expenses related to corrosion monitoring, robust pipeline design is crucial. Balancing Corrosion Resistance and Cost: Achieving a balance between corrosion resistance, cost-effectiveness, and safety is essential for long-lasting pipelines. Microstructural Features and Corrosion Behavior: Submerged Arc Weldments: In the study of API X70 steel, both base metal and weld metal specimens were investigated using electrochemical methods in an aerated carbonate solution. Corrosion Current Densities: Interestingly, both base metal and weld metal specimens exhibited lower corrosion current densities. Bainitic Content: Microstructures with higher bainitic content demonstrated higher passive current densities. Microstructure and Mechanical Properties in Dissimilar Welds: Nickel-Base Alloy and Stainless Steel Dissimilar Welds: Researchers explored the relationship between microstructure and resultant mechanical and corrosion properties. Solidification Gradient: During polarization scans, it was observed that nickel-base alloy possesses higher corrosion resistance due to the concentration gradient obtained during solidification, enhancing its overall corrosion resistance.

Stress Corrosion Cracking in Oil and Gas Pipelines: Environmental Effects: Stress corrosion cracking (SCC) is a critical concern in oil and gas pipelines. Welded Joints and Stress Concentration: Fatigue cracks often initiate in welded joints due to high stress concentration. Simulated Fuel-Grade Ethanol Environment: Slow strain rate and fatigue growth tests were conducted on API X70 steel. Observations: SCC in simulated fuel-grade ethanol environment at slow strain rate led to a reduction in elongation to failure. Time-dependent corrosion fatigue growth interactions were also observed during fatigue growth tests. The effect of heat treatment on the corrosion and mechanical properties of line pipe steel, such as the API X70, is a significant area of study due to its implications for the durability and integrity of materials used in harsh environments. The research you're referring to seems to focus on how different heat treatments can alter the microstructure of the steel and, consequently, its performance when exposed to various corrosive environments. In general, heat treatment processes like austenitizing, followed by quenching and tempering at different temperatures, can lead to the development of various phases within the steel's microstructure. These phases can significantly affect the steel's hardness, toughness, and corrosion resistance. For instance, the presence of pits on the outer surface of immersed specimens can indicate localized corrosion, which is often influenced by the pH and concentration of the exposure solutions. The research findings from the web indicate that after exposing as-received steel specimens in different environments for 30 days, including normal water (pH-7), seawater (pH-8.2), and solutions with sodium thiosulphate at different pH levels and concentrations, the microhardness and impact strength of the heat-treated samples were evaluated¹. The macrostructure examination revealed the presence of pits, and the microstructure showed different phases developed during heat treatment, affecting the corrosion behavior¹. It's important to note that the specific details of the heat treatment procedure, the resulting microstructure, and the exact impact on corrosion and mechanical properties would be detailed in the full research paper or technical articles on the subject¹².

Workprocess

Cutting: Cutting Specifications: In a study, API X70 steel was cut into specimens measuring 22.9×13×8 mm for experimental analysis. This precise cutting is essential to prepare samples for further testing and evaluation.



The cutting process of metal is a fundamental aspect of manufacturing, shaping raw materials into desired forms and sizes. Here's an overview of the process:

Definition: Metal cutting, also known as machining, is a subtractive process where unwanted material is removed from a metal workpiece using a cutting tool.

Types of Cutting Methods:

Mechanical Cutting: Utilizes tools like saws, lathes, and milling cutters to remove material in the form of chips. Abrasive Cutting: Employs grinding wheels or abrasive belts to wear away material.

Advanced Methods: Includes electrical discharge machining (EDM), waterjet cutting, and laser cutting, which use different energy sources to cut metal.

Factors Affecting Cutting

Tool Material: The hardness, toughness, and wear resistance of the tool affect its cutting performance.

Workpiece Material: Different metals require different cutting parameters based on their hardness and ductility.

Cutting Speed and Feed: These determine the rate at which material is removed and the quality of the cut surface.



Coolant and Lubrication: Used to reduce heat and friction during the cutting process, improving tool life and finish quality.

Applications: Metal cutting is used across various industries to create parts for machinery, vehicles, appliances, and more. It's a versatile process that can be tailored to produce complex shapes and fine details.

Chamfering: Chamfering is a machining process that involves the creation of a beveled edge on the steel workpiece. This process is essential for several reasons:



Safety: It removes sharp edges, reducing the risk of injury from handling the steel parts.

Aesthetics: Chamfered edges can improve the visual appeal of the part.

Preparation for Joining: Chamfering is often used to prepare edges for welding, ensuring a better fit and a stronger joint.

Component Fit: It allows for easier assembly of parts, especially when accommodating screws, bushings, or other components.

There are various methods of chamfering, each suitable for different applications and materials:



Mechanical Chamfering: Utilizes milling machines, shears, and chamfering machines. It's optimal for mechanized weld preparation and is cost-effective for steel parts.

Laser Cutting: Offers high precision with tolerances up to ± 0.1 mm/m, suitable for a wide range of materials. However, it may involve higher investment costs.

Waterjet Cutting: Known for its high precision and lack of thermal stress, but it can be costly and slower compared to other methods.

Plasma Cutting: Capable of working with high alloy steels and cutting thicknesses of up to 200 mm, though it may harden the marginal areas due to thermal effects.

The angle of the chamfer is typically a 45-degree angle, but this can vary based on the requirements of the specific application.

Welding: Welding is a critical process in the fabrication of API X70 line pipe steel, which is designed for high-pressure and high-temperature environments, such as oil and gas pipelines.

Here are some key points about welding API X70 steel:



API 5L X70 Pipe Specifications: The API 5L X70 pipe, also known as L485 pipe, is a premium grade piping material with a minimum yield strength of 485 Mpa (70,300 psi). It is manufactured in both seamless and welded forms and is designed to withstand harsh environments.

Welding Performance: API X70 steel pipes are controlled micro-alloyed carbon-manganese steels with micro-alloys elements mainly consisting of Nb, V, and Ti. The total content of micro-alloys does not exceed 0.15%, which contributes to a structure composed of acicular ferrite and bainite. This structure generally provides good welding performances.

Welding Processes: Various welding processes can be used for API X70 steel, including Shielded Metal Arc Welding (SMAW), Electric Resistance Welded (ERW), Longitudinal Sub-merged Arc Welding (LSAW), and Spiral Sub-merged Arc Welding (SSAW). The choice of process depends on the application and the desired properties of the weld.

Post-Weld Heat Treatment (PWHT): PWHT can influence the reduction of residual stresses and result in changes in the microstructure and mechanical properties of the weld joints. This treatment is essential for maintaining the integrity of the welds in high-strength low-alloy steel like API X704.

Polishing: A belt polisher is a machine used to smooth and finish the surfaces of materials, typically metals like steel. It employs an abrasive belt that runs over rollers and is applied to the material's surface for efficient polishing. Here are some key points about belt polishers:



Versatility: Belt polishers can handle various materials and shapes, making them suitable for different applications, from industrial manufacturing to small workshops.





Efficiency: They are designed for high-volume production, providing a consistent and automated polishing process.

Surface Finish: They can achieve a range of surface finishes, from rough grinding to fine polishing, depending on the grit size of the belt used.

Customization: The speed of the belt and the pressure applied can be adjusted to suit the specific requirements of the task at hand. It's a table top model this is single phase 1/4 HP DC Motor (RPM1400) Provided with Variable speed & 200mm aluminum Double disc & cast iron trea Provided with swing type laboratory water tap fixing with angel structure cover with metal sheet, Paint finished by powder coded paint with toggle switch for on & off & LED Inductor for sowing of phase inductor, motor on inductor and variable speed inductor.

Section Snippets

Specific testing methods for studying API X70 steel: For studying API X70 steel, a combination of mechanical and microstructural testing methods is typically employed to evaluate its properties and performance. Here are some specific testing methods that are commonly used:

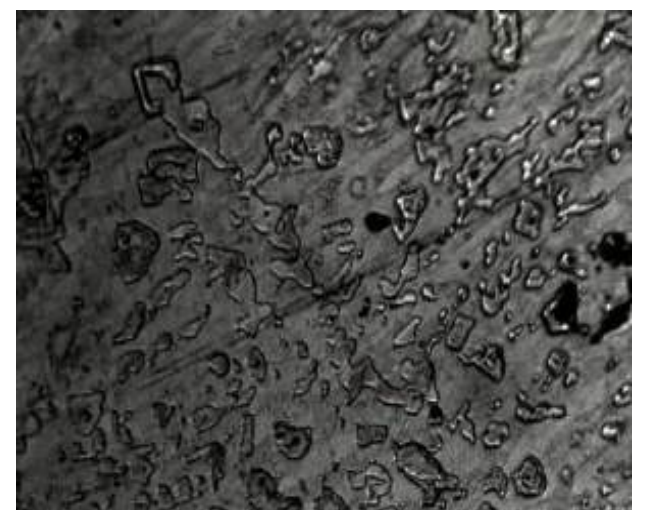
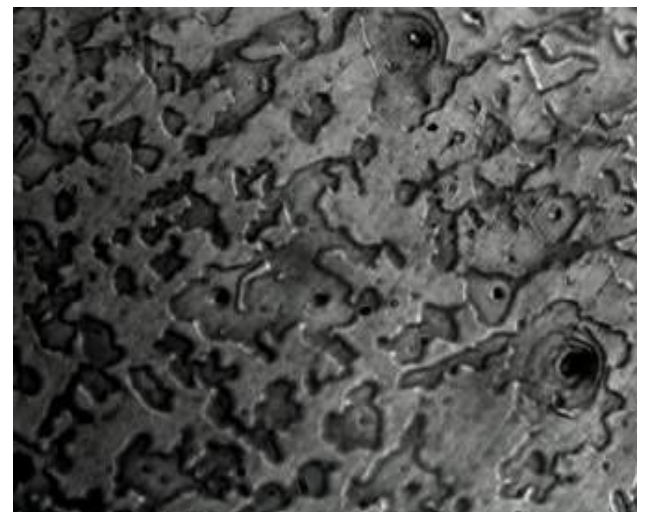
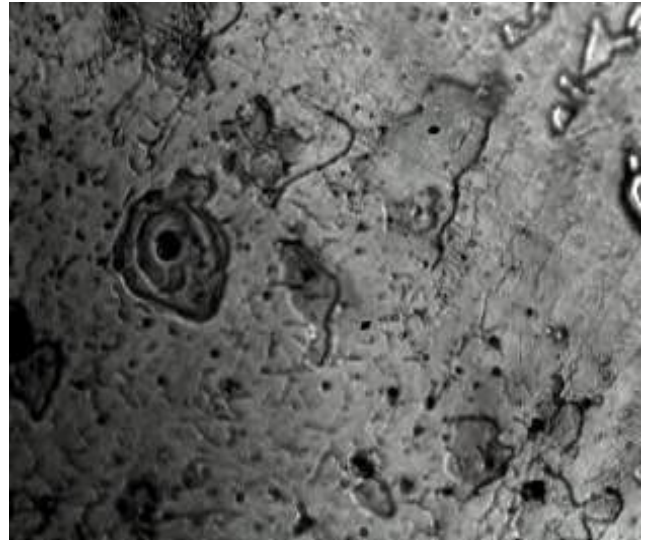
Mechanical Testing: Tensile Tests: To measure the steel's strength and ductility. Charpy V-Notched (CVN) Impact Tests: To assess the toughness of the steel, especially at low temperatures. Drop-Weight Tear Tests: To evaluate the steel's resistance to brittle fracture. Guided-Bend Tests: To determine the steel's flexibility and soundness of welds. Hardness Measurements: To assess the steel's resistance to deformation and wear.



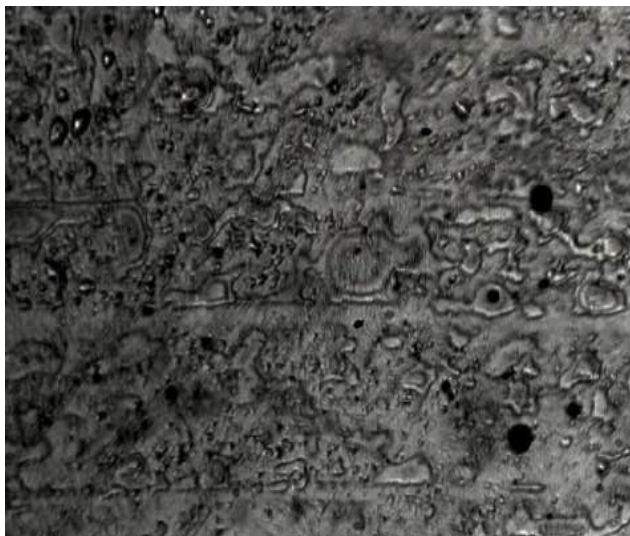
Microstructural Analysis: Scanning Electron Microscopy (SEM): For detailed imaging of the microstructure. Transmission Electron Microscopy (TEM): To analyze the fine details of the microstructure at a higher resolution. X-Ray Diffraction (XRD): To identify the phases present in the steel and their crystallographic structure. Electron Backscatter Diffraction (EBSD): To map the crystallographic orientation of the grains. Thermos ARL Optical Emission Spectroscopic Analysis: To determine the chemical composition.

Corrosion Testing: Electrochemical Tests: Such as potentiodynamic polarization to study the corrosion behavior. Salt Spray Tests: To simulate corrosive environments and assess the steel's resistance to rust. Hydrostatic Test: To ensure the pipe can withstand the internal pressure without leakage.

Flattening Test: To prove the pipe's performance under deformation.

Material and test solutions: Thermomechanical Treatments and Corrosion Resistance: The study on thermomechanical treatments examines how warm rolling at different temperatures affects the microstructure of API 5L X70 pipeline steel. By processing the steel at 700 °C, 600 °C, and 500 °C, the researchers aim to refine the grain size and promote the formation of certain microstructural features like acicular ferrite, which is known for its positive impact on toughness and corrosion resistance. The evolution of microstructure at these temperatures is crucial because it can lead to an increase in dislocation density, which in turn affects the mechanical properties and the steel's ability to resist localized corrosion phenomena such as pitting.





steel plates is particularly relevant to pipeline applications. The welding process can introduce significant thermal cycles and plastic deformation, which may result in heterogeneous microstructures across the weld zone. This heterogeneity can manifest as variations in grain size, phase distribution, and residual stress, all of which can have a profound impact on the corrosion behavior of the welded joints. The study likely investigates how these microstructural changes correlate with electrochemical measurements such as corrosion potential and current density, providing insights into the susceptibility of different zones to corrosion.

CONCLUSION

In the grand tapestry of materials science, the study of API X70 line pipe steel stands as a testament to human ingenuity and the relentless pursuit of progress. As we delve into the microcosm of its microstructure, we uncover a world where atoms dance in a delicate balance, crafting a matrix of unparalleled strength and resilience. The alchemy of heat treatment and the caress of environmental conditions forge a steel not just of metal, but of mettle, ready to shoulder the lifeblood of civilization—our precious resources. Here, at the confluence of technology and tenacity, we find the corrosion behavior of this stalwart material—a narrative of survival against the relentless tides of time and nature. Each grain boundary, each phase transformation, is a chapter in an epic saga of resistance and endurance. The electrochemical tales etched in its very core speak of battles with the elements, a chronicle of triumphs and tribulations that chart a course for the future of pipeline innovation. As we stand on the shoulders of metallurgical giants, gazing into the horizon of discovery, we are reminded that the journey of API X70 is not just one of scientific inquiry, but of a quest for a legacy that transcends generations. It is a rare odyssey, etched in iron and carbon, whispered in the corridors of laboratories and echoed in the depths of the earth. So let us forge ahead, with the knowledge that each experiment, each test, is a step towards an era of infrastructure that harmonizes with the very pulse of the planet. For in the heart of API X70 line pipe steel lies not just the blueprint of modern engineering, but the dreams of a civilization reaching for the stars.

“In the crucible of innovation, we mold the steel of tomorrow”

Organisation of Report

Team Ultron

Department of Computer Science and Technology School of Engineering

Team role

MD ZAKA AL SHAHARIAR TANVIR	Researching and composing the paper for research
RUDRA NARAYAN SHARMA	Researching for research
KRISHNA MURARI	Researching for research
ADITYA RAJ	Researching for research
ABHINAV KUMER	Researching for research

REFERENCES

- (i) <https://link.springer.com/article/10.1007/s11661-020-05659-7>
- (ii) <https://nopr.niscpr.res.in/bitstream/123456789/22800/1/IJCT%2010%286%29%20611-614.pdf>
- (iii) <http://www.electrochemsci.org/papers/vol10/100705827.pdf>
- (iv) <https://research.iitj.ac.in/publication/microstructure-evolution-and-electrochemical-corrosion-behaviour>
- (v) <https://iopscience.iop.org/article/10.1088/2053-1591/ac6731/pdf>
- (vi) <https://research.iitj.ac.in/publication/effect-of-heat-treatment-on-mechanical-properties-and-corrosion>
- (vii) <https://doaj.org/article/04598e7280a9451eba033adc6def7852>
- (viii) <https://www.octalsteel.com/resources/api-5l-x70-pipe/>

Heat Treatment’s Impact on Microstructure and Corrosion: The second research focuses on the influence of heat treatment on the microstructure and electrochemical corrosion behavior of X70 pipeline steel. The austenitizing temperatures of 1000 °C and 850 °C followed by tempering at 300 °C, 450 °C, and 600 °C are selected to study the resultant phase transformations. Higher austenitizing temperatures typically dissolve more carbon and alloying elements in austenite, which upon cooling, can form a variety of carbides that influence hardness and corrosion resistance. Tempering at different temperatures can precipitate these carbides out of the martensite, softening the steel while potentially improving its corrosion resistance by stabilizing the microstructure.

FS-Welded Joints: Corrosion Behavior and Microstructure: The third article’s focus on FS-Welded (Friction Stir Welded) joints in API X70

- (ix) <https://www.mdpi.com/2075-4701/12/10/1616>
(x) <https://doi.org/10.3390/met12101616>
(xi) <https://eonsi.eu/en/what-is-the-chamfering-process-and-what-is-it-for-epsi/>
(xii) <https://www.practicalmachinist.com/cnc-machining/understanding-chamfer-and-chamfer-mills/>
(xiii) <https://www.james-engineering.com/the-james-journal/chamfer-explained>
(xiv) <https://tungaloy.com/whats-new/chamfering-techniques-applications-tools/>
(xv) <https://en.wikipedia.org/>
(xvi) <https://www.octalsteel.com/resources/api-5l-x70-pipe/>
(xvii) <https://www.materialwelding.com/how-to-weld-api-5l-high-strength-pipes-x80-x70-x65-x60-x52/>
(xviii) <https://www.vicsteelpipe.com/info/are-there-any-specific-welding-considerations-94527880.html>
(xix) https://mdpi-res.com/d_attachment/materials/materials-13-05801/article_deploy/materials-13-05801.pdf
(xx) <https://ems-metalworking.com/metal-polishing-equipment/>
(xxi) https://in.misumi-ec.com/vona2/fs_processing/T050000000/T050800000/
(xxii) <https://btimachines.com/pipe-polishing-machine-bti-vertical-belt-grinder-bg-01-v.html>
